

www.iimu.ac.in

Student Placements Committee 2019-21

Abhishek Pandey
abhishek.pandey.2019@iimu.ac.in
+91 80856 96774

Jeffrey Augustine
jeffrey.augustine.2019@iimu.ac.in
+91 88917 93369

Kiran Sharda
kiran.sharda.2019@iimu.ac.in
+91 84010 59919

Mahima Lohia
mahima.lohia.2019@iimu.ac.in
+91 73399 37732

Pratha Agrawal
pratha.agrawal.2019@iimu.ac.in
+91 80876 79250

Rohan Joseph George
rohan.george.2019@iimu.ac.in
+91 94000 89476

Sai Varun Laxman
sai.varun.2019@iimu.ac.in
+91 81294 15843

Sravan Krishna Somanchi
sravan.somanchi.2019@iimu.ac.in
+91 90359 50596

Suraksha Bhat
suraksha.bhat.2019@iimu.ac.in
+91 74066 85557

Umang Ravani
umang.ravani.2019@iimu.ac.in
+91 91674 56123

IIMU Corporate Relations Team

Vaneet Chhibber
vaneet.chhibber@iimu.ac.in
+91 93236 19641

Arun Vijayan
arun.vijayan@iimu.ac.in
+91 96564 45588

Dharmendra Pandey
dharmendra.pandey@iimu.ac.in
+91 81088 05257

Kavita Chotrani
kavita.chotrani@iimu.ac.in
+91 82092 93862

Maharishi Vyas
maharshi.vyas@iimu.ac.in
+91 79909 45948

Shivani Shinde
shivani.shinde@iimu.ac.in
+91 80957 52794

Shreshtha Somaiya
shreshtha.somaiya@iimu.ac.in
+91 99991 33183

Sudhakar Piridi
sudhakar.piridi@iimu.ac.in
+91 91374 23677

Student Placements Committee 2020-22

Animesh Bordoloi
animesh.bordoloi.2020@iimu.ac.in
+91 87223 40085

Aujasv Kumar
aujasv.kumar.2020@iimu.ac.in
+91 94454 75485

Iftekar Ahmed
ishita.kavdia.2020@iimu.ac.in
+91 94607 00185

Pratheek Denny
pratheek.denny.2020@iimu.ac.in
+91 84895 70540

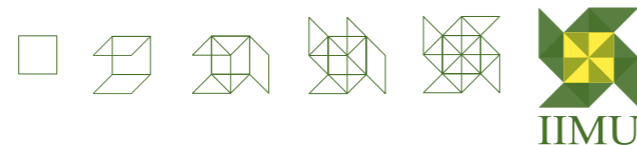
Prithviraj Patil
prithviraj.patil.2020@iimu.ac.in
+91 94051 26611

Shreya Maheshwari
shreya.maheshwari.2020@iimu.ac.in
+91 89809 60428

Soumava Ghosh
soumava.ghosh.2020@iimu.ac.in
+91 98748 83228

Vivek Sreenivasan
vivek.sreenivasan.2020@iimu.ac.in
+91 97694 87329

Yash Swaika
yash.swaika.2020@iimu.ac.in
+91 97405 49772



IIMU
भारतीय प्रबंधन संस्थान उदयपुर
Indian Institute of Management Udaipur

Two Year MBA

IIM Udaipur's flagship
Master of Business Administration



IIMU
भारतीय प्रबंधन संस्थान उदयपुर
Indian Institute of Management Udaipur

Letter from Auditor

SORAB S. ENGINEER & CO. (Regd.)
CHARTERED ACCOUNTANTS

TELEPHONE : +91 79 29700466
 : +91 79 48006782
EMAIL : sseahm@sseco.in
 : sseahm@hotmail.com
WEB : www.sseco.in



804, SAKAR-IX,
BESIDES OLD RBI,
ASHRAM ROAD,
AHMEDABAD-380 009

September 3, 2021

To
The Director,
Indian Institute of Management Udaipur
Udaipur.

Dear Sir,

**Re: Placement Audit Report for two years Master of Business Administration
Programme (MBA) - Batch 2019-21**

We have audited the Placement Report ("the Report") prepared by you for the final placements of students of MBA Batch 2019-21 of Indian Institute of Management, Udaipur ("IIM-U"). The Report is the responsibility of IIM-U. Our responsibility is to validate the information provided in the Report with the relevant documentation and comment on the Report's conformance with the Indian Placement Reporting Standards, Revision 2.2 (IPRS).

In this context, we confirm the following:

1. For the purpose of audit, we have obtained all the information and explanations, which to the best of our knowledge and belief were necessary. In our opinion, the Report complies with the IPRS.
2. The validation of information presented in the Report is based on communication received by IIM-U from recruiting companies. We have not independently sourced any information or documentation.
3. We have verified the information with respect to remuneration presented in the Report with communication received from recruiters. Information regarding compensation received from individual students has not been used.
4. The information has been categorized as best as possible under different salary heads as given in the IPRS Revision 2.2; where a break-up was not available, the salary has been considered only as 'Maximum Earning Potential'.

Head Office: 902, Raheja Centre, Free Press Journal Marg, Nariman Point, Mumbai-400 021.
Telephone: +91 22 2282 4811, 2204 0861 • **Email:** sorabsengineer@yahoo.com, ssemum@sseco.in

Bengaluru Branch: F-1, Vaastu Jayalaxmi, 8 Street, Opp. Fortis Hospital, 1st Main Road, Sheshadripuram, Bengaluru-560020.
Telephone: +91 9925879234 • **Email:** sseblr@sseco.in

SORAB S. ENGINEER & CO. (Regd.)
CHARTERED ACCOUNTANTS

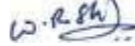
TELEPHONE : +91 79 29700466
 : +91 79 48006782
EMAIL : sseahm@sseco.in
 : sseahm@hotmail.com
WEB : www.sseco.in



804, SAKAR-IX,
BESIDES OLD RBI,
ASHRAM ROAD,
AHMEDABAD-380 009

5. Performance Bonus has been considered for calculation of 'Maximum Earning Potential'.
6. Due to COVID-19 pandemic, no international offers have been extended to the students of this batch, accordingly, tables requiring information for international students have been removed for better presentation.
7. Stock options have been mentioned for five students with details on how much vests in the first year. Hence, the corresponding fixed amount has been considered for calculating 'Maximum Earning Potential'.
8. The number of students opting out of the placement process has been established through written communication from those students.
9. We have only audited the salary figures in the placement report and not the report's season highlight section.

For **Sorab S Engineer & Co.**
Firm Registration No. 110417W
Chartered Accountants


CA. Dhruv Shah
Partner
Membership No. 169290
UDIN: 21169290AAAACO6931
Ahmedabad



Head Office: 902, Raheja Centre, Free Press Journal Marg, Nariman Point, Mumbai-400 021.
Telephone: +91 22 2282 4811, 2204 0861 • **Email:** sorabsengineer@yahoo.com, ssemum@sseco.in

Bengaluru Branch: F-1, Vaastu Jayalaxmi, 8 Street, Opp. Fortis Hospital, 1st Main Road, Sheshadripuram, Bengaluru-560020.
Telephone: +91 9925879234 • **Email:** sseblr@sseco.in

Placement

Report Highlights

92 firms recruited from IIMU
for final placements

Welcome to IIM Udaipur

IIM Udaipur's summer and final placement reports are prepared as per the Indian Placement Reporting Standards (IPRS) and are audited by an external auditing agency. The IPRS is a framework that aims at standardization of placement reports to make them more transparent and easier to understand, more comparable and reliable for making decisions. IIM Udaipur is one of five IIMs and a total of 31 Indian B-Schools to follow the standard.

Prominent first-time recruiters include:

Adani Gas, Adani Wilmar, Airtel, Aknamed, Alpha Alternatives, Anthology, Bharti Axa Life Insurance, Blue Seiner Advisors Llp, Byju's, Dainik Jagran inext, Haber, HDFC Life, Hindware, ICICI Prudential Life Insurance, Infiloom, Infosys BPM, Jeevitam, Loyalty Juggernaut, Max Life Insurance, MedikaBazaar, NXTDigital, Persistent Systems, Polycab, Prakash Chemicals, Puranik Builders Ltd., Relinns Technologies, Samsung Global R&D, Scaler, SLK Software, Stetig Consulting, Tata AIG, Thoucentric, TresVista Financial Services, Turtlemint, Utkarsh Small Finance Bank, Vinculum Group, Wells Fargo, Xiaomi, Zomato.

Past Recruiters returning to campus include:

Accenture Strategy, Accenture Technology, Aditya Birla Capital, Alstom, Amazon, Amul, Axis Bank, Bain Capability Center, Bajaj Auto, Baker Hughes, Bluestar, BNY Mellon, Capgemini, Cisco Systems, Cognizant, Collegedunia, Delhivery, Deloitte, DS Group, Ernst & Young, Five splash, Flipkart, Genpact, Goldman Sachs, GSK Pharmaceuticals, Hero Motocorp, ICICI Bank, ICICI Lombard, IDFC First Bank, IIFL Wealth Management, Indegene, IndiaMART, Infosys, iQuanti, K12 Techno Services Pvt. Ltd, Kotak Mahindra Bank, KPMG, Zolve Innovations Private Limited (ZIPL), Larsen & Toubro, OfBusiness, Oxane Partners, Paytm, Pidilite Industries Ltd, Societe Generale, TAFE, Tata Capital, Tata Steel, TeamLease, Tech Mahindra, Vedanta, Wonder Cements, Yes Bank, Zydus Cadila.

36 students out of the batch received and accepted PPOs/PPIs based on their performance during the summer internship.

Highest maximum earning potential (Domestic): Rs 35.48 lakhs per annum.

Average maximum earning potential (Domestic): Rs 13.42 lakhs per annum.

Though impacted by COVID-19 pandemic situation, efforts are underway to place the remaining students

CONTENTS

■ A. Placement details as per IPRS.....	4
1. Classification of the entire placement pool.....	4
2. Classification Based on Sectors.....	4
3. Classification Based on Functions	5
4. Classification Based on Location	5
4.1 Classification based on Locations (Global).....	5
4.2. Classification based on Locations within India.....	5
■ 5. Salary Data	6
5.1. Salary head – Domestic Offers (INR).....	6
5.2. Salary heads – International Offers (USD) Refer note no. 6 of audit report	6
5.3. Salary Statistics at purchasing power parity (PPP)	6
5.4. Classification of salary based on sector – Domestic (INR)	6
5.5. Classification of salary based on function – Domestic (INR).....	7
5.6. Classification of salary based on location	8
■ 6. Compliance Statement.....	10

Placement details as per IPRS

The entire batch of students was eligible for sitting in the Final Placements.

Classification of the entire placement pool

This placement report has been prepared as per the Indian Placement Reporting Standards (IPRS) revision 2.2

Table 1: Classification of entire placement pool

Categories	Number of students
1. Sought placement through the institute	
1a. Students placed via campus generated opportunities	270
1b. Students not placed	6
Total who seek employment through the institute	276
2. Did not seek placement through the institute	
2a. Company-sponsored or already employed	1
2b. Continuing education	0
2c. Postponing job search	0
2d. Entrepreneurship (Starting a new business)	0
2e. Returning to / joining family business	0
2f. Sought placement outside the campus placement process	4
2g. Did not seek placements for other reasons	0
Total who did not seek employment through the institute	5
Total graduates	281

Classification Based on Sectors

Table 2: Classification based on sectors

Sector	No. of offers accepted
Banking, Financial Services and Insurance (BFSI)	80
Consulting	25
E-Commerce	25
Education	5
Fast moving consumer goods (FMCG) / Retail	5
Healthcare	6
Information Technology/ITES	76
Logistics	7
Manufacturing/Engineering/Energy	32
Media	6
Others	3
Total	270




For Sorab S Engineer & Co.

For Indian Institute of Management - Udaipur




For Sorab S Engineer & Co.

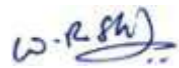
For Indian Institute of Management - Udaipur

Classification

Based on Functions

Table 3: Classification based on functions

Function	No. of Offers accepted
Analytics	52
Consulting	35
Finance	28
General Management	31
Human Resource Management	1
Information Technology	3
Operations/Supply Chain Management (SCM)	13
Product Management	10
Project Management	7
Sales & Marketing and Business Development	75
Strategy	9
Total	270









For Sorab S Engineer & Co.

For Indian Institute of Management - Udaipur

Classification

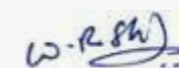
Based on Location

Table 4.1: Classification based on Global Locations

Location (Global)	No. of offers accepted
India	270
Rest of Asia	0

Table 4.2: Classification based on Indian Locations

Location (within India)	No. of offers accepted
Ahmedabad	8
Bengaluru	65
Chennai	21
Hyderabad	9
Mumbai	75
National Capital Region (NCR)	46
Pune	26
Udaipur	4
Others	16
Total	270









For Sorab S Engineer & Co.

For Indian Institute of Management - Udaipur

Salary Data

Note:

1. The entries in the 'Data' column specify the data points for which the minimum, maximum, mean and median are specified.
2. As there are no international placements, irrelevant tables are deleted.

Salary head – Domestic Offers (INR) - Table 5.1

Salary	Min	Max	Median	Mean	Data
A. Basic salary	1,87,200	16,00,000	4,05,120	5,28,694	263
B. Additional guaranteed cash components	23,500	14,56,011	6,39,320	6,26,607	224
C. One-time Cash Payments	50,000	6,70,000	2,00,000	2,14,803	81
D. Total guaranteed cash payments	2,74,400	29,44,171	11,19,320	11,28,539	263
E. Maximum Earning Potential (including performance linked components)	7,00,008	35,47,647	13,00,000	13,42,169	270

Salary heads – International Offers (USD) - Table 5.2

Refer note no. 6 of audit report.

Salary Statistics at purchasing power parity (PPP) - Table 5.3

Salary in USD at PPP	Min	Max	Median	Mean	Data
INR Salary (Total guaranteed cash component)	\$12,883	\$1,38,224	\$52,550	\$52,983	263
Non-INR Salary (Total guaranteed cash component)	-	-	-	-	-
Overall Salaries (Total guaranteed cash component)	\$12,883	\$1,38,224	\$52,550	\$52,983	263
INR Salary (Maximum Earning Potential)	\$32,864	\$1,66,556	\$61,033	\$63,013	270
Non-INR Salary (Maximum Earning Potential)	-	-	-	-	-
Overall Salaries (Maximum Earning Potential)	\$32,864	\$1,66,556	\$61,033	\$63,013	270

*Note: As per the PPP conversion rate for 2019 for all the available currencies from the World Development Indicators (WDI) database of the World Bank.
Source: <http://wdi.worldbank.org/table/4.16>

W.R.Sh



For Sorab S Engineer & Co.

For Indian Institute of Management - Udaipur

Classification of salary

based on sector - Domestic (INR)

Base Salary - Table 5.4.1

Sectors	Min	Max	Median	Mean	Data
Banking, Financial Services and Insurance (BFSI)	2,40,000	16,00,000	3,96,000	4,93,810	79
Consulting	3,15,000	8,38,160	4,16,523	4,30,277	24
E-Commerce	2,80,000	11,00,000	9,00,000	7,34,640	25
Education	3,90,600	10,50,000	10,50,000	8,10,840	5
Fast moving consumer goods (FMCG) / Retail	3,00,000	6,54,000	3,60,000	3,98,880	5
Healthcare	4,39,920	7,35,000	4,39,920	4,96,780	6
Information Technology/ITES	2,75,004	12,75,000	4,11,300	5,35,957	73
Logistics	3,99,600	5,04,000	5,04,000	4,59,257	7
Manufacturing/Engineering/Energy	1,87,200	15,51,018	3,30,250	4,80,467	30
Media	3,80,000	10,80,000	8,50,000	7,46,667	6
Others	2,80,008	4,80,000	3,20,004	3,60,004	3

Additional Guaranteed Cash Components - Table 5.4.2

Sectors	Min	Max	Median	Mean	Data
Banking, Financial Services and Insurance (BFSI)	3,78,000	11,52,000	7,04,727	7,21,710	72
Consulting	23,500	14,56,011	6,60,510	5,99,868	24
E-Commerce	3,28,400	8,78,400	4,50,000	5,67,338	13
Education	1,14,000	6,61,104	1,14,000	2,78,742	5
Fast moving consumer goods (FMCG) / Retail	3,77,004	11,03,063	5,06,064	6,22,226	5
Healthcare	6,07,296	7,29,000	6,07,296	6,28,272	6
Information Technology/ITES	3,14,316	7,59,780	6,23,918	5,65,123	59
Logistics	7,34,400	7,52,448	7,34,400	7,42,135	7
Manufacturing/Engineering/Energy	46,400	9,64,800	6,13,111	6,17,146	28
Media	5,48,400	6,08,400	5,78,400	5,78,400	2
Others	3,98,400	5,19,312	4,58,400	4,58,704	3

W.R.Sh



For Sorab S Engineer & Co.

For Indian Institute of Management - Udaipur

Classification of salary based on function - Domestic (INR)

Base Salary - Table 5.5.1

Function	Min	Max	Median	Mean	Data
Analytics	2,10,000	13,00,000	4,40,000	5,84,181	52
Consulting	3,50,004	5,87,400	3,95,244	4,10,205	35
Finance	2,89,800	13,00,000	3,96,000	4,94,778	27
General Management	2,80,000	16,00,000	6,00,000	7,04,453	31
Human Resource Management	2,89,800	2,89,800	2,89,800	2,89,800	1
Information Technology	2,40,000	15,00,000	9,60,000	9,00,000	3
Operations / Supply Chain Management (SCM)	2,28,000	11,00,000	4,39,920	5,14,282	13
Product Management	1,87,200	5,00,000	3,65,000	3,68,138	10
Project Management	4,80,000	7,00,000	7,00,000	6,17,143	7
Research	3,90,600	7,65,000	7,32,500	6,30,933	6
Sales & Marketing / Business Development	1,87,200	13,00,000	3,90,585	4,89,436	70
Strategy	3,30,000	7,20,000	3,90,709	4,24,002	8

Additional Guaranteed Cash Components - Table 5.5.2

Function	Min	Max	Median	Mean	Data
Analytics	23,500	14,56,011	6,60,000	6,59,631	38
Consulting	3,14,316	8,12,400	5,69,732	5,43,391	35
Finance	4,41,600	10,39,312	6,30,000	6,68,524	23
General Management	3,74,365	10,74,660	6,26,500	6,63,238	21
Human Resource Management	6,11,491	6,11,491	6,11,491	6,11,491	1
Information Technology	7,17,276	7,17,276	7,17,276	7,17,276	1
Operations / Supply Chain Management (SCM)	46,400	7,59,780	6,09,371	5,80,942	12
Product Management	4,50,000	11,52,000	6,34,581	6,96,684	10
Project Management	5,79,320	7,48,500	7,48,500	6,89,789	7
Research	3,78,000	7,72,200	7,72,200	6,17,042	5
Sales & Marketing / Business Development	1,14,000	11,03,063	6,11,491	5,99,201	63
Strategy	6,13,111	9,64,800	7,33,449	7,55,128	8

One Time Cash Payments - Table 5.4.3

Sectors	Min	Max	Median	Mean	Data
Banking, Financial Services and Insurance (BFSI)	50,000	6,70,000	2,00,000	2,06,253	30
Consulting	1,50,000	6,50,000	1,50,000	1,91,667	12
E-Commerce	50,000	4,07,490	3,00,000	2,40,592	14
Education	-	-	-	-	-
Fast moving consumer goods (FMCG) / Retail	3,00,000	3,00,000	3,00,000	3,00,000	1
Healthcare	1,22,500	3,00,000	2,11,250	2,11,250	2
Information Technology/ITES	2,00,000	3,00,000	2,00,000	2,21,088	19
Logistics	-	-	-	-	-
Manufacturing/Engineering/Energy	1,00,000	4,70,000	2,85,000	2,85,000	2
Media	50,000	50,000	50,000	50,000	1
Others	-	-	-	-	-

Maximum Earning potentials - Table 5.4.4

Sectors	Min	Max	Median	Mean	Data
Banking, Financial Services and Insurance (BFSI)	9,37,397	23,75,500	15,00,000	14,95,980	80
Consulting	8,33,708	35,47,647	12,72,444	13,44,346	25
E-Commerce	7,50,000	24,43,290	13,07,490	13,25,568	25
Education	8,00,000	17,15,903	17,15,903	15,09,542	5
Fast moving consumer goods (FMCG) / Retail	8,50,000	21,00,000	12,50,400	13,28,517	5
Healthcare	11,21,122	18,66,597	11,21,166	13,45,620	6
Information Technology/ITES	8,21,608	19,53,266	12,10,000	12,22,080	76
Logistics	12,00,000	14,00,000	14,00,000	13,14,286	7
Manufacturing/Engineering/Energy	9,08,000	24,51,518	12,10,384	13,35,895	32
Media	8,80,000	12,00,000	10,09,139	10,28,080	6
Others	7,00,008	12,00,000	8,00,004	9,00,004	3

W.R.S.H.



W.R.S.H.



Classification of salary based on location

Global Locations

Refer note no. 6 of audit report.

Base Salary - Table 5.6.2

Indian Locations	Min	Max	Median	Mean	Data
Ahmedabad	3,00,000	7,20,000	4,39,920	4,34,460	8
Bangalore	2,75,004	11,00,000	4,80,000	5,80,564	63
Chennai	1,87,200	4,40,000	3,85,200	3,58,735	21
Hyderabad	3,15,000	6,00,000	3,85,200	4,08,508	9
Mumbai	2,10,000	15,00,000	3,96,000	6,10,972	73
NCR	2,80,000	16,00,000	3,81,818	4,67,527	46
Pune	2,75,004	15,51,018	4,02,500	5,33,487	26
Udaipur	6,75,000	6,75,000	6,75,000	6,75,000	2
Others	2,28,000	8,00,000	3,80,000	4,30,498	15

Additional Guaranteed Cash Components - Table 5.6.3

Indian Locations	Min	Max	Median	Mean	Data
Ahmedabad	3,77,004	9,64,800	6,07,296	6,10,678	8
Bangalore	23,500	9,58,458	6,75,645	6,17,274	54
Chennai	3,52,000	7,96,800	6,75,410	6,90,464	21
Hyderabad	5,00,000	6,91,020	5,69,640	5,72,636	9
Mumbai	3,28,400	11,52,000	7,04,727	7,29,823	48
NCR	3,28,400	14,56,011	5,28,396	6,09,955	45
Pune	3,14,316	9,24,228	3,62,833	4,69,418	24
Udaipur	5,61,528	5,61,528	5,61,528	5,61,528	2
Others	46,400	7,76,020	6,59,004	5,86,135	13

W.R.S.H.



[Signature]



For Sorab S Engineer & Co.

For Indian Institute of Management - Udaipur

One Time Cash Payments - Table 5.5.3

Function	Min	Max	Median	Mean	Data
Analytics	88,229	6,50,000	2,00,000	1,82,658	23
Consulting	1,50,000	1,50,000	1,50,000	1,50,000	7
Finance	1,50,000	2,00,000	1,50,000	1,66,667	6
General Management	50,000	4,07,490	2,50,000	2,26,143	16
Human Resource Management	-	-	-	-	-
Information Technology	2,00,000	4,70,000	3,35,000	3,35,000	2
Operations / Supply Chain Management (SCM)	1,22,500	2,00,000	2,00,000	1,80,625	4
Product Management	88,229	88,229	88,229	88,229	2
Project Management	2,75,166	2,75,166	2,75,166	2,75,166	4
Research	50,000	6,70,000	6,70,000	4,32,000	5
Sales & Marketing / Business Development	2,00,000	3,00,000	2,00,000	2,18,182	11
Strategy	3,00,000	3,00,000	3,00,000	3,00,000	1

Maximum Earning Potentials - Table 5.5.4

Function	Min	Max	Median	Mean	Data
Analytics	9,37,397	35,47,647	13,00,000	13,95,418	52
Consulting	8,21,608	18,00,000	10,63,462	11,32,399	35
Finance	9,46,000	18,50,000	14,00,000	13,50,206	28
General Management	7,50,000	24,51,518	13,26,973	15,02,165	31
Human Resource Management	13,50,000	13,50,000	13,50,000	13,50,000	1
Information Technology	12,00,000	19,70,000	12,75,614	14,81,871	3
Operations / Supply Chain Management (SCM)	11,21,122	17,22,500	12,00,000	12,90,327	13
Product Management	9,37,397	19,20,000	11,00,396	12,44,559	10
Project Management	12,00,000	19,53,266	19,53,266	16,59,009	7
Research	8,00,000	23,75,500	19,36,750	17,22,083	6
Sales & Marketing / Business Development	7,00,008	21,00,000	12,10,384	12,84,599	75
Strategy	9,60,000	20,00,000	13,00,000	13,90,111	9

W.R.S.H.



[Signature]



For Sorab S Engineer & Co.

For Indian Institute of Management - Udaipur

List of Recruiters by Sector

One Time Cash Payments - Table 5.6.4

Indian Locations	Min	Max	Median	Mean	Data
Ahmedabad	-	-	-	-	-
Bangalore	50,000	6,70,000	2,75,166	2,84,843	26
Chennai	2,00,000	2,00,000	2,00,000	2,00,000	15
Hyderabad	1,50,000	2,00,000	1,50,000	1,58,333	6
Mumbai	88,229	4,70,000	88,229	1,53,418	11
NCR	50,000	6,50,000	1,50,000	1,84,615	13
Pune	50,000	3,02,773	2,00,000	2,06,943	8
Udaipur	-	-	-	-	-
Others	1,00,000	2,00,000	1,50,000	1,50,000	2

Maximum Earning Potentials - Table 5.6.5

Indian Locations	Min	Max	Median	Mean	Data
Ahmedabad	8,50,000	20,00,000	11,21,166	12,18,078	8
Bangalore	7,00,008	23,75,500	13,00,000	14,26,963	65
Chennai	8,33,708	15,50,004	13,25,004	13,45,986	21
Hyderabad	10,00,000	14,00,000	10,72,440	11,40,246	9
Mumbai	8,00,000	21,00,000	14,00,000	13,88,052	75
NCR	7,50,000	35,47,647	12,00,000	13,25,421	46
Pune	8,21,608	24,51,518	10,50,002	11,85,549	26
Udaipur	12,00,000	15,00,000	13,50,000	13,50,000	4
Others	8,80,000	16,00,000	12,91,267	12,53,926	16

W.R.S.H.



For Sorab S Engineer & Co.



For Indian Institute of Management - Udaipur

Banking, Financial Services and Insurance (BFSI)

- Aditya Birla Capital
- Alpha Alternatives
- Axis Bank
- Bharti Axa Life Insurance
- BNY Mellon
- Goldman Sachs
- HDFC Life
- ICICI Bank
- ICICI Lombard
- ICICI Prudential Life Insurance
- IDFC First Bank
- IIFL Wealth Management
- Kotak Mahindra Bank
- Max Life Insurance
- OfBusiness
- Oxane Partners
- Societe Generale
- Tata AIG
- Tata Capital
- TresVista Financial Services
- Turtlemint
- Utkarsh Small Finance Bank
- Wells Fargo
- Yes Bank
- Zolve

Consulting

- Accenture Strategy
- Anthology
- Bain Capability Center
- Blue Seiner Advisors Llp
- Deloitte
- Ernst & Young
- KPMG
- Thoucentric

E-Commerce

- Aknamed
- Amazon
- Byju's
- Flipkart
- IndiaMART
- Jeevitam
- MedikaBazaar
- Paytm
- Vinculum Group
- Zomato

Education

- Collegedunia
- K12 Techno Services Pvt. Ltd
- Scaler

Fast Moving Consumer Goods / Retail (FMCG)

- Adani Wilmar
- Amul
- DS Group
- Pidilite Industries Ltd

Healthcare

- GSK Pharmaceuticals
- Indegene
- Zydus Cadila

Information Technology/ITeS

- Accenture Technology
- Capgemini
- Cisco Systems
- Cognizant
- Five splash
- Genpact
- Haber
- Infosys
- Infosys BPM
- Loyalty Juggernaut
- Persistent Systems
- Relinns Technologies
- Samsung Global R&D
- SLK Software
- Stetig Consulting
- Tech Mahindra
- Xiaomi

Logistics

- Alstom
- Delhivery

Manufacturing/Engineering/Energy
Adani Gas
Bajaj Auto
Baker Hughes
Bluestar
Hero Motocorp
Hindware
Infiiloom
Larsen & Toubro
Polycab
Prakash Chemicals
Puranik Builders Ltd.
TAFE
Tata Steel
Vedanta
Wonder Cements

Media
Dainik Jagran inext
iQuanti
NXTDigital

Others
Airtel
TeamLease

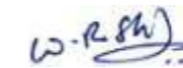
6. Compliance Statement

This placement report has been prepared as per the Indian Placement Reporting Standards, Revision 2.2

The instances where the report deviates from standards and the reasons for them are mentioned below:

Deviation from the standards	Reason
-	-

For Sorab S Engineer & Co.
Firm Registration No. 110417W
Chartered Accountants



CA. Dhruv Shah
Partner
Membership No. 169290



Indian Institute of Management - Udaipur



Authorized Person